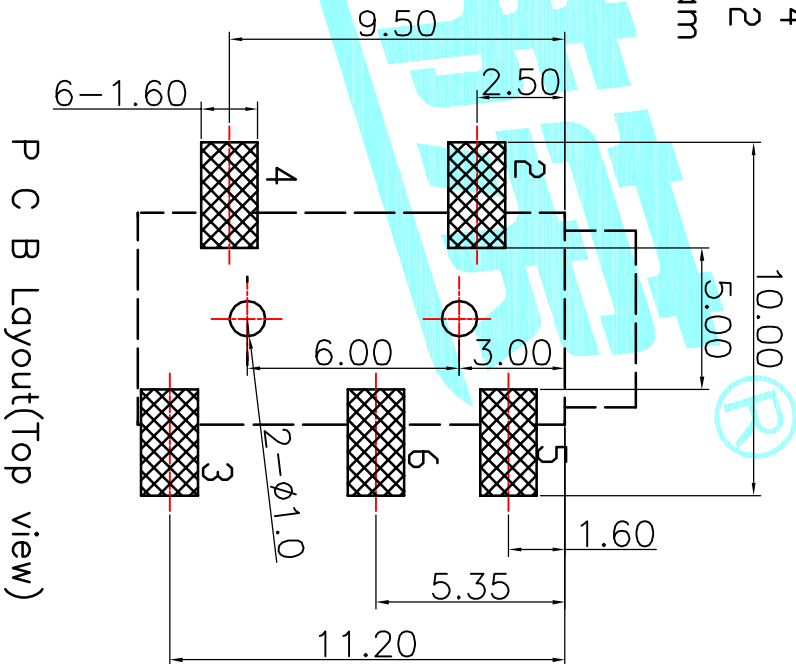
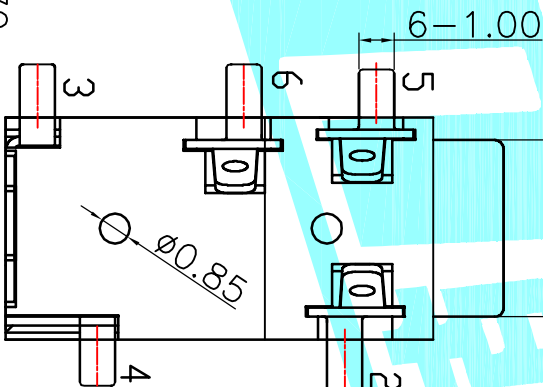
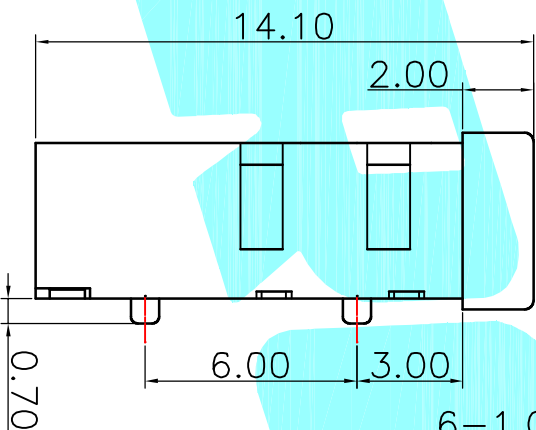
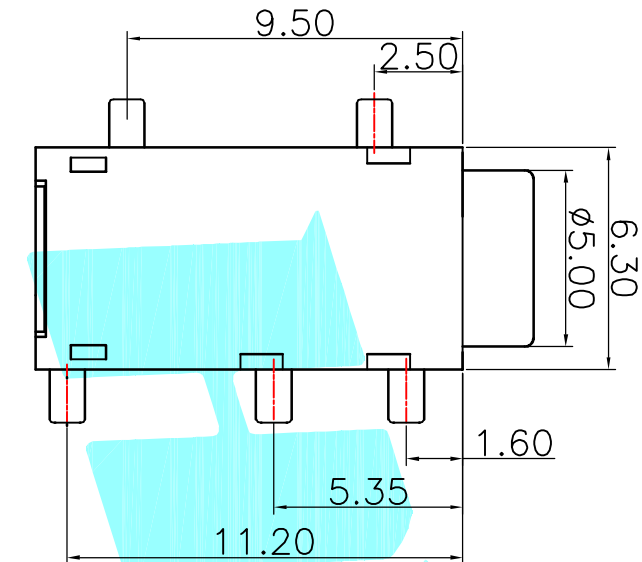
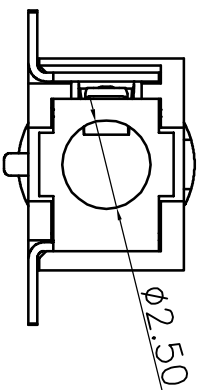


Circuit Diagram



P C B Layout(Top view)



Rating:0.5A 30V DC  
 Contact Resistance:100 mΩ Max.  
 Operating temperature:−20℃~70℃  
 Operating force:3–20N  
 Operating Life:5,000cycles

ECN NO.	REV.	DATE.	DESCRIPTION.	CHANGE.	CHECK.	APPRO.
	A		NEW			

②	Shunt terminal		5	Phosphor bronze	Plating Au	
①	Housing		1	PPA	Black	
ITEM	PART NAME	Serial number	QTY.	MATERIAL	FINISHING	REMARK
APPROVALS		DATE				
DRAWN		J.X.Zhang	2014/9/12	ELECTRONICS CO.,LTD		
CHECKED				PHONE JACKES		
APPROVALS				PART NO. PJ-327G		
TOLERANCES ARE		30 <sup>±</sup> 0.15	±0.30	ANGLE	UNIT: mm	SCALE: 1:1
		10 <sup>±</sup> 0.20	±0.20			PROJ.
		5 <sup>±</sup> 0.10	±0.15	±Z'	DRAWING NO.	SHEET 1 OF 1



ELECTRONICS CO.,LTD

PHONE JACKES

PJ-327G

SCALE: 1:1

SHEET 1 OF 1